

# Wonderwall

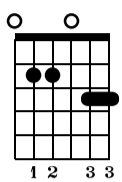
Oasis

Standard tuning

♩ = 100

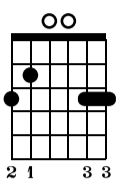
## Intro

Em7

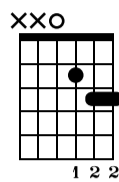


Capo fret 2

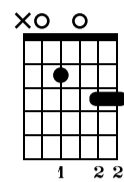
G



Dsus4



A7sus4



1 2

*mf*

let ring

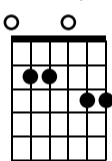
S-Gt

TAB

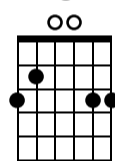
## Verse 1

1-3

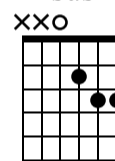
Em7



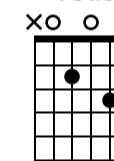
G



Dsus4



A7sus4

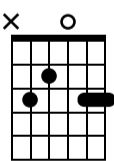


4

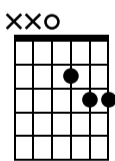
let ring

4.

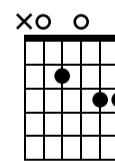
Cadd9



Dsus4



A7sus4



5 6

let ring

### Verse 2

Em7 G Dsus4 A7sus4

8

let ring

### Bridge 1

Cadd9 Dsus4 A7sus4

10

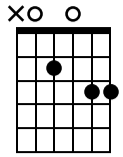
let ring

Cadd9 Dsus4 G5 Dsus4/F# Em7

11 12

let ring

A7sus4



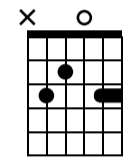
13

Musical notation for measures 13-14. Measure 13 starts with a treble clef and a key signature of one flat. The melody consists of eighth notes: G2, A2, B2, C3, D3, E3, F3, G3. The bass line consists of eighth notes: G2, A2, B2, C3, D3, E3, F3, G3. Measure 14 continues the melody and bass line. A 'let ring' instruction is placed above the staff. Below the staff, a rhythm diagram shows square notes for chords and 'V' for accents. Fingering numbers (3, 2, 0) are provided for the bass line.

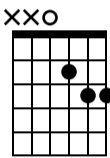
**Chorus**

1-3

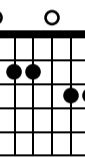
Cadd9



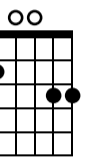
Dsus4



Em7



G

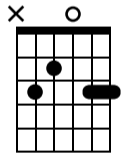


Da Coda

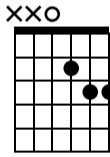
Musical notation for measures 15-16. Measure 15 starts with a treble clef and a key signature of one flat. The melody consists of eighth notes: G2, A2, B2, C3, D3, E3, F3, G3. The bass line consists of eighth notes: G2, A2, B2, C3, D3, E3, F3, G3. Measure 16 continues the melody and bass line. A 'let ring' instruction is placed above the staff. Below the staff, a rhythm diagram shows square notes for chords and 'V' for accents. Fingering numbers (3, 2, 0) are provided for the bass line.

4.

Cadd9



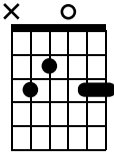
Dsus4



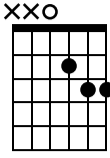
Drum fill

Musical notation for measures 17-19. Measure 17 starts with a treble clef and a key signature of one flat. The melody consists of eighth notes: G2, A2, B2, C3, D3, E3, F3, G3. The bass line consists of eighth notes: G2, A2, B2, C3, D3, E3, F3, G3. Measure 18 continues the melody and bass line. Measure 19 is a whole rest. A 'let ring' instruction is placed above the staff. Below the staff, a rhythm diagram shows square notes for chords and 'V' for accents. Fingering numbers (3, 2, 0) are provided for the bass line. A drum fill is indicated by a double bar line and a 'Drum fill' label.

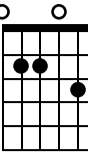
Cadd9



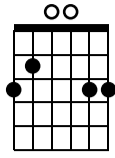
Dsus4



Em7



G



20

21

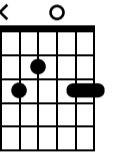
8x

let ring

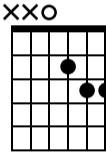
Detailed description: This block contains the musical notation for measures 20 and 21. The top staff shows a melodic line with eighth and quarter notes. The bottom staff shows a guitar accompaniment with a 'let ring' instruction. The tablature includes triplets and various fret numbers (0, 2, 3) on the strings.



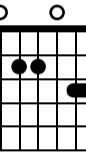
Cadd9



Dsus4



Em7



22

23

let ring

Detailed description: This block contains the musical notation for measures 22 and 23. The top staff shows a melodic line. The bottom staff shows a guitar accompaniment with a 'let ring' instruction. The tablature includes triplets and various fret numbers (0, 2, 3) on the strings.